

Student Achievement

2022-2023 Dual Credit Information

75

of Arlington students that earned college credit

1,280

Total Credits Earned

4% Increase in Students Earning Credits through Metropolitan Community College

Class of 2023 Data

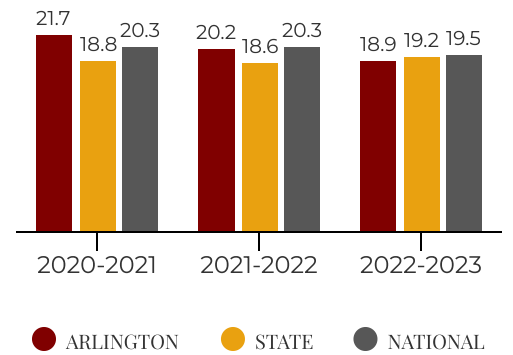
Total # of 2023 Arlington Graduates **53**

98%
Graduation Rate

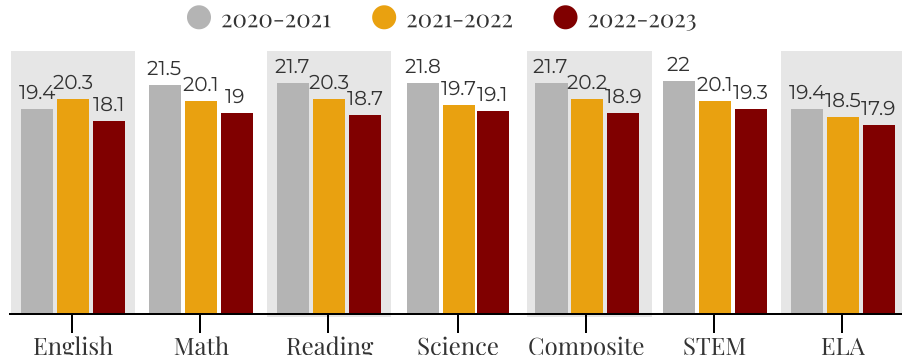


36 # of graduates that received at least one scholarship → **\$1,834,364**
Total dollar amount of scholarships earned by Class of 2023

2023 ACT Average Composite Score

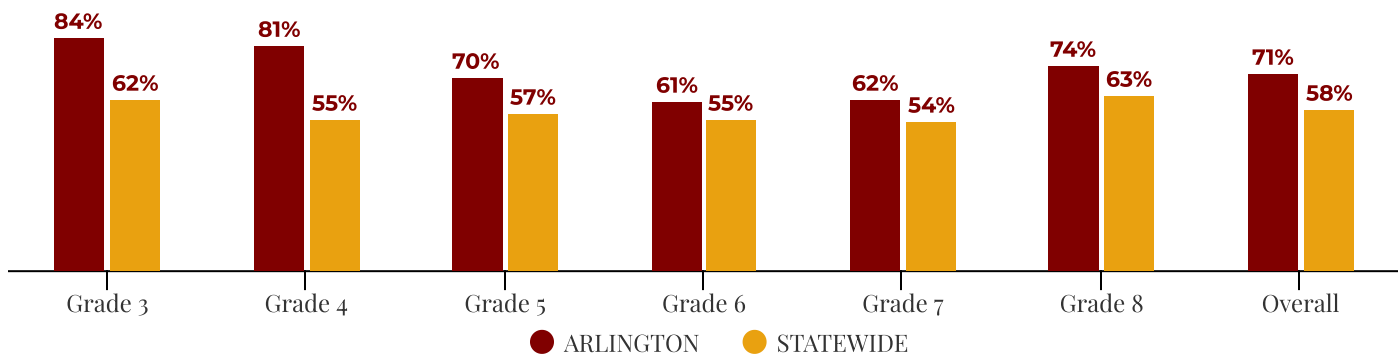


ACT 2023 Average Score by Subtest

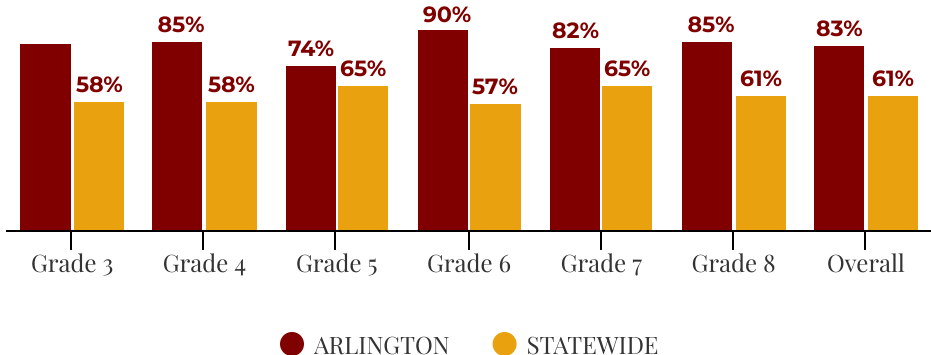


*Results represent students enrolled full-time in Arlington Public Schools.

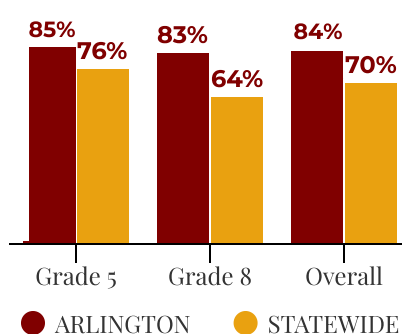
2023 NSCAS English Language Arts Percent Proficient



2023 NSCAS Mathematics Percent Proficient



2023 NSCAS Science Percent Proficient



2022-2023 Annual Report

Soaring to Excellence



Arlington Public Schools
705 N. 9th Street
Arlington, NE 68002
www.apseagles.org
facebook.com/apseagles.org

High School Office
PH: 402-478-4171
Elementary Office
PH: 402-478-4121

Superintendent's Office
PH: 402-478-4173
Fax: 402-478-4176



Annual Report

This Annual Report is intended to provide a 'snapshot' of information for district patrons. All of the information is based upon the **2022-2023** school year. We encourage you to visit our schools and to take an active role in the education of Arlington students. This report is produced by the superintendent's office and all comments and questions concerning this report should be directed to the superintendent's office at **402-478-4173**.

District Goals:

1. Maximize district resources to provide quality facilities and educational programs.
2. Work proactively with the community to improve the educational and enrichment programs.
3. Provide quality facilities to enhance educational programs and extracurricular programs.
4. Develop and implement plans using instructional best practices, formative and summative assessments, and student data to ensure that all students are college and career ready.
5. Research, develop and implement a school-wide plan to support mental, emotional, and behavioral health concerns of all students.

Our Mission

"The Mission of Arlington Public Schools is to empower all students to develop skills for life-long learning and responsible decision making in order to contribute to a global society."

Student Population Characteristics

Enrolled in Special Education
ARL- 12.48% STATE- 16.45%

Mobility Rate (Moving In/Out During Year)
ARL- 3.64% STATE- 3.97%

Eligible for Free/Reduced School Meals
ARL- 21.85% STATE- 49.69%

691

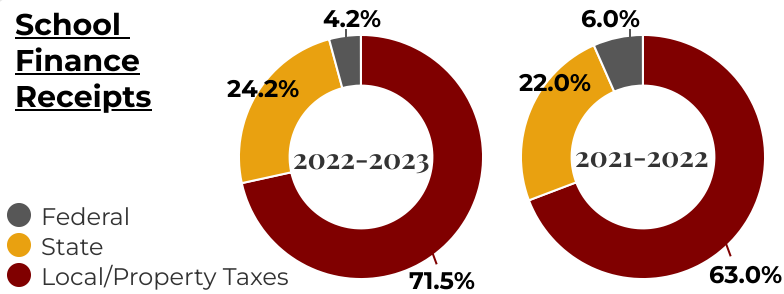
Total PK-12 Students in 2022-2023

2021/22 - 710 Students
 2020/21 - 689 Students
 2019/20 - 708 Students
 2018/19 - 700 Students

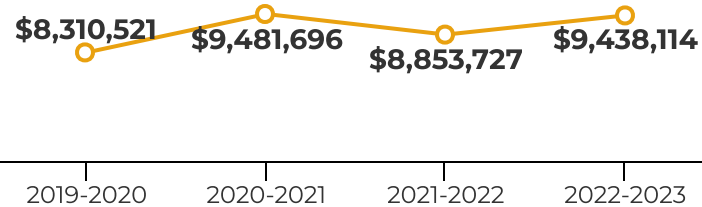
Parent-Teacher Conference Data

	Fall 2021	Fall 2022	Fall 2023
AES	94%	96%	97%
AMS	51%	51%	58%
AHS	35%	34%	36%

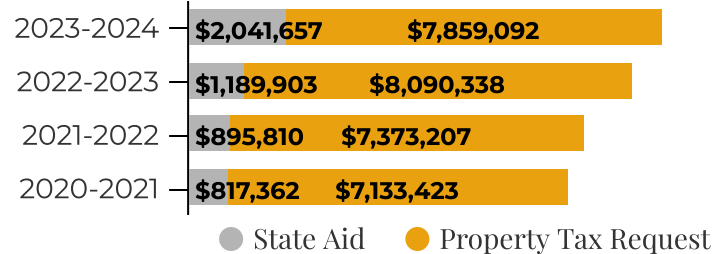
School Finance Receipts



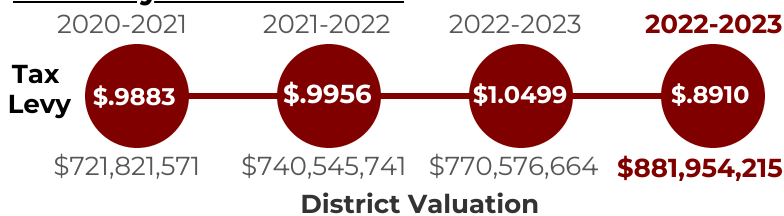
Total General Fund Disbursements



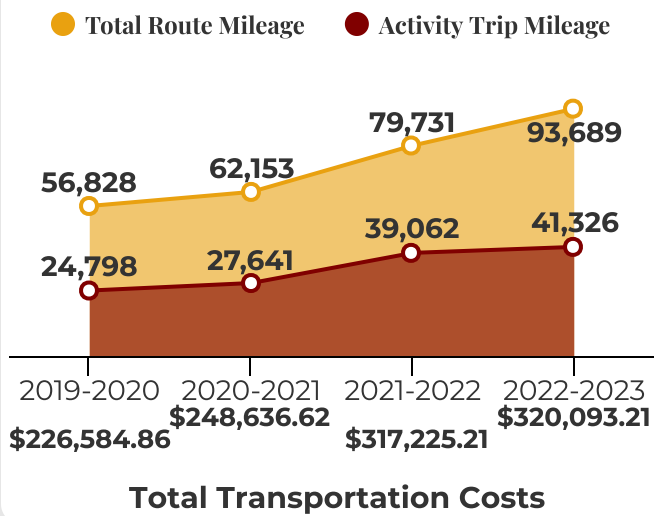
State Aid and Property Tax Request



Mill Levy and Valuation



Transportation Facts & Figures



Number of School Meals Served (K-12)

	Breakfast	Lunch
2022/23	10,103	79,979
2021/22	22,775	83,949
2020/21	13,009	73,004
2019/20	16,198	66,997

2022-2023 Certified Staff

Average Teacher Salary
 Arlington **\$62,106**
 State **\$58,923**

Average Years Experience
 Arlington **12.30**
 State **13.86**

Teaching Staff with Masters Degree/Higher

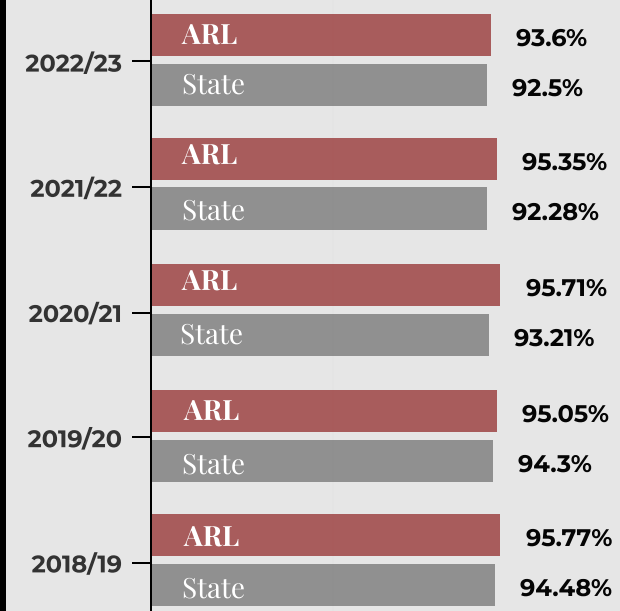
Arlington **62.82%**
 State **58.25%**

PK-12 Enrollment

Fall Membership 2022-2023

Pre-school	26
Kindergarten	42
1st Grade	43
2nd Grade	48
3rd Grade	36
4th Grade	50
5th Grade	53
6th Grade	47
7th Grade	66
8th Grade	57
9th Grade	54
10th Grade	50
11th Grade	65
12th Grade	54
Total PK-12	691

PK-12 Daily Attendance Data



AHS Student Participation Data

	Athletics	Activities
2022/23	64%	69%
2021/22	62%	66%
2020/21	68%	66%
2019/20	70%	77%
2018/19	68%	73%

% of Students involved in at least one school sponsored activity

Highlights

High School

- Partnered with Metropolitan Community College to offer a variety of courses: 75 students took advantage of this opportunity earning 1279.5 credit hours
- Implemented new Language Arts curriculum
- Added a stand-alone reading course for all 7th and 8th grade students
- Inducted three students into the Arlington Hall of Fame
- Three FFA members earned their State Degree
- We had our first FFA state champion in Livestock Evaluation
- Two of our students were state FBLA



Follow us on Twitter:

Elementary School

- Implemented a **new English Language Arts curriculum**.
- Participated in a **One Book One School** reading. Each family was given a book that the whole district read and engaged in activities throughout the time.
- High Ability Learner Students in 5th and 6th grade participated in **Battle of the Books** competing against other districts across the state.

Activities Program

- 102 Scholar Athletes
- Girls and Boys Track had **9 state qualifiers** at the 2023 state track meet
- Girls and Boys Cross Country teams qualified for state earning **2 individual medals including a back to back state champion runner**
- **FBLA 19 National Qualifiers**
- Business Ethics **7th place nationally**
- **FBLA** recognized as the **Gold Chapter Champion** nationally

Arlington Schools @ArloEagles

Arlington Activities @ArloEaglesSport

